

MILLION

THE COLLECTION 2022

PRICE LIST

RECOMMENDED RETAIL PRICES IN
DKK EX. MOMS

The pricelist is valid from October 1, 2022

FURNITURE · LIGHTING · OBJECTS

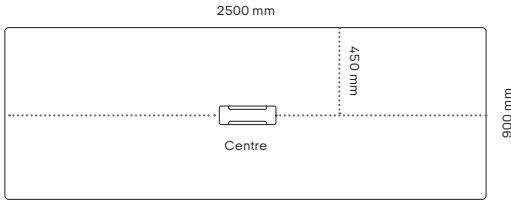
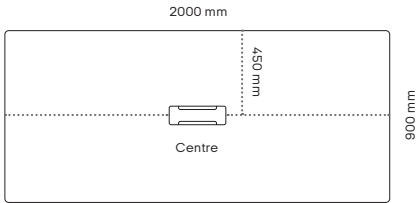
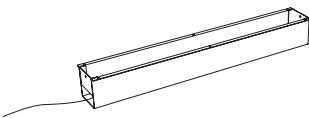
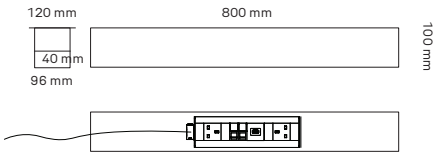
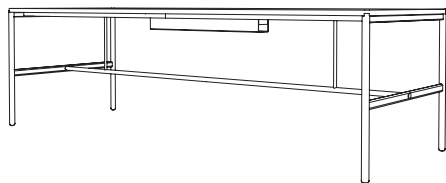
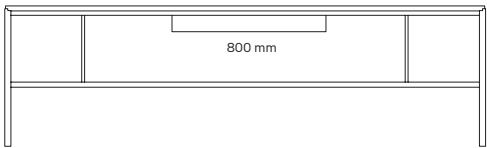


MIES DINING TABLE / M2



MIES DINING TABLE with integrated cable solution in the frame.

MIES DINING TABLES + MIES HIGH TABLES

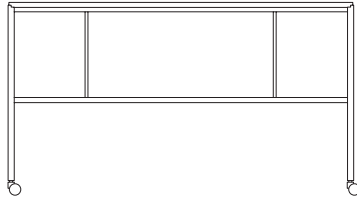
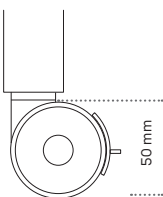


MOBILITY

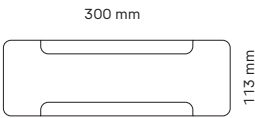



For mobility, wheels from Tente® can be mounted on all tables from the MIES table serie.

The wheels will add extra 50mm to the standard table height.



CABLE LID



All cable lids have the same finish as table tops.

MIES DINING TABLE

DESIGN

JENS KAJUS
CLAUS JAKOBSEN

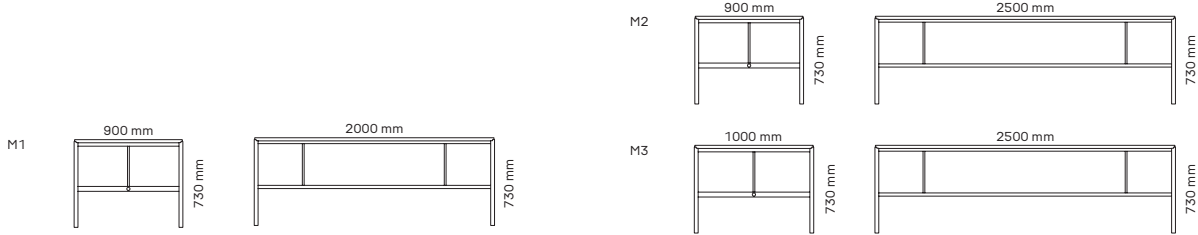
MIES DINING TABLE,
2016

MIES DINING TABLE. The German-American architect Ludwig Mies van der Rohe's minimalist dictum 'less is more' provided the inspiration for the Mies Dining Table, which brings horizontal and vertical lines together in a stringent architectural composition.

The frame grips the corners of the tabletop, partially recessing the tabletop in the frame – a detail that completes the stringent and minimalist design. The key advantage of the table lies in its pragmatic flexibility, where the wide range of frame colours and tabletop variants, including marble and linoleum, unfold its aesthetic potential in relation to the context.

Mies Dining Table is available in two lengths and two widths, accommodating either six or eight people at your office or in your home.

MIES DINING TABLE



● CUSTOM FEATURES

Mobility

For mobility, wheels from Tente® can be mounted on all tables from the MIES table serie. We are offering a swivel castor wheel with a high quality brake.

The wheels will add extra 50mm to the standard table height.

The price for a set of wheels

WHEELS – 1 SET DKK 1.000,-

Cable solution

As optional, Mies Dining Tables can be produces with a cable box intigrated in the frame construction and comes with a lid made in the same finish as the table top.

The lid is lifted up by hand and placed again after plugging in the cable in the power unit.

1 X CABLE BOX INTEGRATED - 800MM DKK 2.600,-
1 X TABLE LID DKK 2.200,-

• Power unit plug-ins are not included.

Custom table frame

At an additional cost, the table frame can be made in Dusty Green, White or a colour by own choice within the RAL colour system.

1 X TABLE FRAME - CUSTOM COLOUR DKK 1.500,-

Custom table top

At an additional cost, the table top can be made in other colours than those in the standard price list.

1 X TABLE TOP - LINOLEUM DKK 1.500,-
1 X TABLE TOP - NANOTECH LAMINATE DKK 1.500,-

1 X CUSTOM COLOUR OAK EDGES DKK 1.000,-

Dimensions

MIES Dining Table – **M1**
H 730 mm | L 2000 mm | D 900 mm

MIES Dining Table – **M2**
H 730 mm | L 2500 mm | D 900 mm

MIES Dining Table – **M3**
H 730 mm | L 250 0mm | D 1000 mm

Materials

FRAME – Steel tubes with powder-coated acrylic surfaces in Black / Light Grey.

TABLE TOP – 22 mm table top mounted with linoleum and oak edges / Nnanotech laminate with oak edges / oak veneer with matt lacquer / Ash veneer with Black lacquer.

Also comes with 20 mm marble top in matt honed Bianco Carrara / polished Nero Marquina.

Made to order:

Alternative colour versions of MIES Dining Table to those in the standard collection can be made to order for projects. Please contact us by email or phone.

Delivery

Estimated lead time – 6-8 weeks / 10-12 weeks for marble. Please inquire for stock availability.

Assembly instructions:


Visit [product page](#) on [www.millioncph.com](#) for assembly instruction video material.

ITEM NO. NAME PRICES DKK - EX. MOMS


MIES DINING TABLE - M1		
18050	MIES DINING TABLE M1 - BLACK / OAK VENEER	17.600,-
18113	MIES DINING TABLE M1 - BLACK / BLACK LINOLEUM_OAK	17.600,-
18103	MIES DINING TABLE M1 - BLACK / BLACK ASH VENEER	17.600,-
18120	MIES DINING TABLE M1 - BLACK / BLACK NANOTECH LAMINATE_BLACK OAK	19.980,-
18104	MIES DINING TABLE M1 - BLACK / NERO MARQUINA MARBLE	33.100,-
18060	MIES DINING TABLE M1 - LIGHT GREY / OAK VENEER	19.400,-
18131	MIES DINING TABLE M1 - LIGHT GREY / GREY LINOLEUM_OAK	19.400,-
18124	MIES DINING TABLE M1 - LIGHT GREY / BIANCO CARRARA MARBLE	34.900,-

MIES DINING TABLE - M2		
18052	MIES DINING TABLE M2 - BLACK / OAK VENEER	21.500,-
18213	MIES DINING TABLE M2 - BLACK / BLACK LINOLEUM_OAK	21.500,-
18203	MIES DINING TABLE M2 - BLACK / BLACK ASH VENEER	21.500,-
18221	MIES DINING TABLE M2 - BLACK / BLACK NANOTECH LAMINATE_BLACK OAK	23.900,-
18062	MIES DINING TABLE M2 - LIGHT GREY / OAK VENEER	23.500,-
18231	MIES DINING TABLE M2 - LIGHT GREY / GREY LINOLEUM_OAK	23.500,-

MIES DINING TABLE - M3		
18053	MIES DINING TABLE M3 - BLACK / OAK VENEER	23.000,-
18313	MIES DINING TABLE M3 - BLACK / BLACK LINOLEUM_OAK	23.000,-
18303	MIES DINING TABLE M3 - BLACK / BLACK ASH VENEER	23.000,-
18320	MIES DINING TABLE M3 - BLACK / BLACK NANOTECH LAMINATE_BLACK OAK	25.500,-
18063	MIES DINING TABLE M3 - LIGHT GREY / OAK VENEER	25.000,-
18331	MIES DINING TABLE M3 - LIGHT GREY / GREY LINOLEUM_OAK	25.000,-



MIES DINING TABLE - Black frame



MIES DINING TABLE - Black frame



TABLE TOP - Black linoleum, oak edges



TABLE TOP - Oak veneer



MIES DINING TABLE - Grey frame



MIES DINING TABLE - Grey frame



TABLE TOP - Marble, White Bianco Carrara



TABLE TOP - Marble, Black Nero Marquina



TABLE TOP - Grey linoleum, oak edges



TABLE TOP - Oak veneer



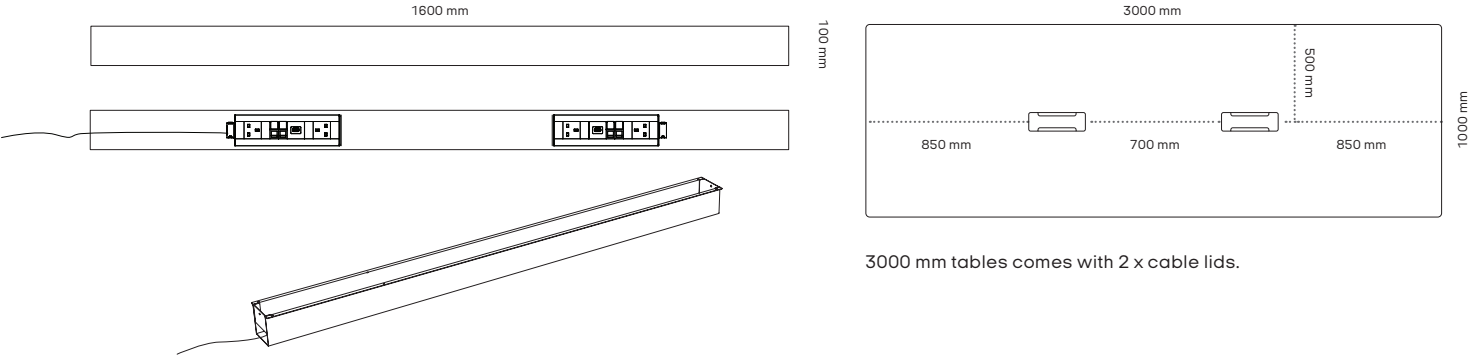
TABLE TOP - Ash veneer with Black lacquer



TABLE TOP - Black Nanotech with Black oak edges



CONFERENCE TABLE



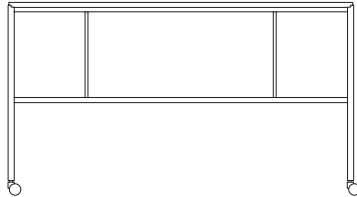
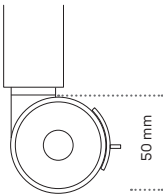
3000 mm tables comes with 2 x cable lids.

MOBILITY




For mobility, wheels from Tente® can be mounted on all tables from the MIES table serie.

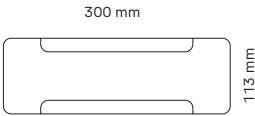
The wheels will add extra 50mm to the standard table height.



CABLE LID



All cable lids have the same finish as table tops.



MIES CONFERENCE TABLE

DESIGN

JENS KAJUS
CLAUS JAKOBSEN

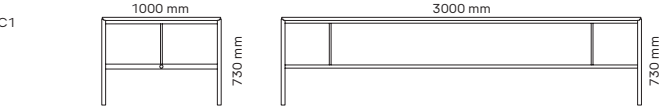
MIES CONFERENCE TABLE,
2017

Unnecessary details are stripped away in this stylishly simple design, which focuses on facilitating positive, productive meetings in the most aesthetic way.

The three-metre-long table comfortably seats 10, and works particularly well for workplaces or larger meeting rooms where it can occupy a central position.

The table top, typically edged in wood, is available in a new, soft nanotech laminate, which requires virtually no maintenance and makes this classically timeless table optimal in any office environment.

MIES CONFERENCE TABLE



● CUSTOM FEATURES

Mobility

For mobility, wheels from Tente® can be mounted on all tables from the MIES table serie. We are offering a swivel castor wheel with a high quality brake.

The wheels will add extra 50mm to the standard table height.

Cable solution

As optional, Mies Conference Table can be produced with two cable boxes integrated in the frame construction and comes with lids made in the same finish as the table top.

The lids are lifted up by hand and placed again after plugging in the cable in the power unit.

1 X CABLE BOX INTEGRATED - 1600MM	DKK 3.000,-
2 X CABLE LID	DKK 4.000,-

• Power unit plug-ins are not included.

Custom table frame

At an additional cost, the table frame can be made in Dusty Green, White or a colour by own choice within the RAL colour system.

1 X TABLE FRAME - CUSTOM COLOUR	DKK 1.500,-
---------------------------------	-------------

Custom table top

At an additional cost, the table top can be made in other colours than those in the standard price list.

1 X TABLE TOP - LINOLEUM	DKK 1.900,-
1 X TABLE TOP - NANOTECH LAMINATE	DKK 1.900,-

1 X BLACK LACQURED OAK EDGES	DKK 1.000,-
------------------------------	-------------

Dimensions

MIES Conference Table
H 730 mm | L 3000 mm | D 1000 mm

Materials

FRAME – Steel tubes with powder-coated acrylic surfaces in Black / Light Grey.

TABLE TOP – 22 mm table top mounted with linoleum and oak edges / Nanotech laminate with oak edges.

Made to order

Alternative colour versions of MIES Conference Table to those in the standard collection can be made to order for projects. Please contact us by email or phone.

Delivery

Estimated lead time: 6-8 weeks.
Please inquire for stock availability.

Assembly instructions

Visit **product page** on www.millioncph.com for assembly instruction video material.

ITEM NO.	NAME	PRICES	DKK - EX. MOMS
----------	------	--------	----------------

MIES CONFERENCE TABLE			
19030	MIES CONFERENCE TABLE C1 / BLACK - BLACK LINOLEUM - OAK EDGES		31.500,-
19020	MIES CONFERENCE TABLE C1 / BLACK - BLACK ASH VENEER		33.100,-
19031	MIES CONFERENCE TABLE C1 / LIGHT GREY - LIGHT GREY LINOLEUM - OAK EDGES		33.500,-
19000	MIES CONFERENCE TABLE C1 / BLACK - BLACK NANOTECH LAMINATE - BLACK OAK EDGES		32.500,-



MIES HIGH TABLE / H1



MIES HIGH TABLE / H2



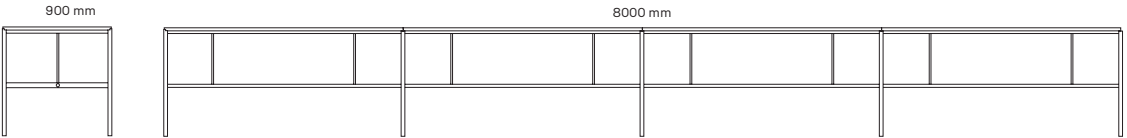
MIES HIGH TABLE / H1



MIES HIGH TABLE / H2

EXTENDED LENGTH

The MIES High Tables can be customised in various lengths up to 8 metres in length using a special frame construction.


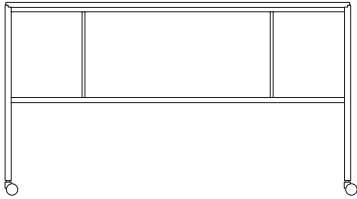
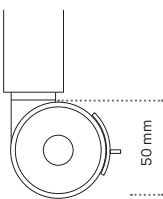


MOBILITY

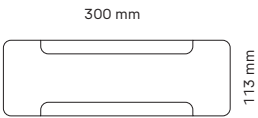


For mobility, wheels from Tente® can be mounted on all tables from the MIES table serie.

The wheels will add extra 50mm to the standard table height.



All cable lids have the same finish as table tops.



MIES HIGH TABLE

DESIGN

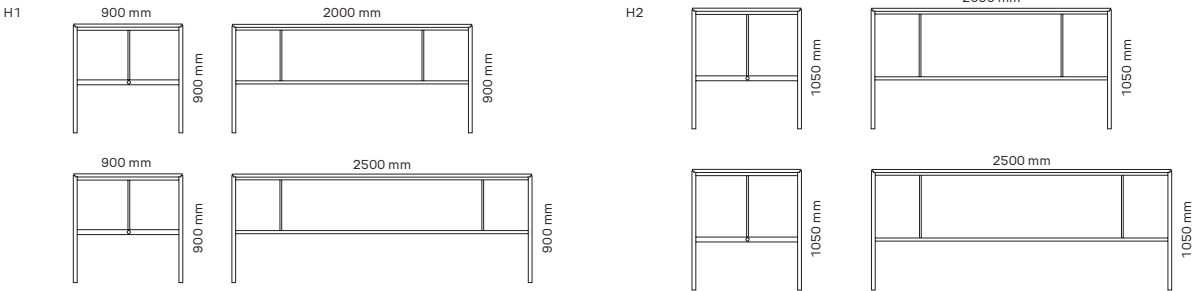
JENS KAJUS
CLAUS JAKOBSEN

MIES HIGH TABLE,
2016

The MIES High Table is available in heights of 900mm or 1050mm, and invites its users to a stand-up coffee meeting, or with barstools, to a relaxed exchange of creative ideas.

The frame 'grabs' the table top in the corners in a sophisticated way, making the table suitable for any interior design solution or style. Minimalist and industrial in form, the table is a perfect fit for cafés, restaurants or workplaces where there exists an ambition to create an informal, relaxed atmosphere.

MIES HIGH TABLE



● CUSTOM FEATURES

Sizes

The MIES High Tables can be customised in various lengths up to 8 metres. Please enquire for price and possibilities.

Mobility

For mobility, wheels from Tente® can be mounted on all tables from the MIES table serie. We are offering a swivel castor wheel with a high quality brake.

The wheels will add extra 50mm to the standard table height.

The price for a set of wheels

WHEELS – 1 SET DKK 1.000,-

Cable solution

As optional, Mies High Tables can be produces with a cable box intregated in the frame construction and comes with a lid made in the same finish as the table top.

The lid is lifted up by hand and placed again after plugging in the cable in the power unit.

1 X CABLE BOX INTEGRATED - 800MM DKK 2.600,-
1 X TABLE LID DKK 2.200,-

• Power unit plug-ins are not included.

Custom table frame

At an additional cost, the table frame can be made in Dusty Green, White or a colour by own choice with in the RAL colour system.

1 X TABLE FRAME - CUSTOM COLOUR DKK 1.500,-

Custom table top

At an additional cost, the table top can be made in other colours than those in the standard price list.

1 X TABLE TOP - LINOLEUM DKK 1.500,-
1 X TABLE TOP - NANOTECH LAMINATE DKK 1.500,-

1 X BLACK LACQURED OAK EDGES DKK 1.000,-

Dimensions

MIES High Table – **H1/M1**
H 900mm | L 2000mm | D 900mm

MIES High Table – **H1/M2**
H 900mm | L 2500mm | D 900mm

MIES High Table – **H2/M1**
H 1050mm | L 2000mm | D 900mm

MIES High Table – **H2/M2**
H 1050mm | L 2500mm | D 900mm

Materials

FRAME – Steel tubes with powder-coated acrylic surfaces in Black / Light Grey.

TABLE TOP – 22mm table top mounted with linoleum and oak edges / Nanotech laminate with oak edges / oak veneer with matt lacquer / Ash veneer with Black lacquer.

Made to order

Alternative colour versions of MIES High Table to those in the standard collection can be made to order for projects. Please contact us by email or phone.

Delivery

Estimated lead time – 6-8 weeks.
Please enquire for stock availability.

Assembly instructions

Visit **product page** on www.millioncph.com for assembly instruction video material.

ITEM NO.	NAME	PRICES	DKK - EX. MOMS
MIES HIGH TABLE - H1 / M1			
18815	MIES HIGH TABLE H1/M1 - BLACK / OAK VENEER		21.200,-
18813	MIES HIGH TABLE H1/M1 - BLACK / BLACK LINOLEUM_OAK		21.200,-
18803	MIES HIGH TABLE H1/M1 - BLACK / BLACK ASH VENEER		21.200,-

MIES HIGH TABLE - H1 / M2			
18825	MIES HIGH TABLE H1/M2 - BLACK / OAK VENEER		25.100,-
18823	MIES HIGH TABLE H1/M2 - BLACK / BLACK LINOLEUM_OAK		25.100,-
18833	MIES HIGH TABLE H1/M2 - BLACK / BLACK ASH VENEER		25.100,-

MIES HIGH TABLE - H2 / M1			
18900	MIES HIGH TABLE H2/M1 - BLACK / OAK VENEER		22.300,-
18904	MIES HIGH TABLE H2/M1 - BLACK / BLACK LINOLEUM_OAK		22.300,-
18940	MIES HIGH TABLE H2/M1 - BLACK / BLACK ASH VENEER		22.300,-

MIES HIGH TABLE - H2 / M2			
18950	MIES HIGH TABLE H2/M2 - BLACK / OAK VENEER		26.200,-
18921	MIES HIGH TABLE H2/M2 - BLACK / BLACK LINOLEUM_OAK		26.200,-
18923	MIES HIGH TABLE H2/M2 - BLACK / BLACK ASH VENEER		26.200,-



CARE & MAINTENANCE GUIDE

Even high-quality furniture, Lighting and objects need care and maintenance on a regular basis. By following the recommendations in this maintenance guide, you can help your MILLION furniture and accessories age gracefully.



TEXTILE

All dyed textiles fade over time when exposed to direct sunlight and other light sources – even the high-quality textiles used by MILLION. Maintain the textile by vacuuming it regularly, using the upholstery nozzle, and remove stains quickly to avoid permanent damage. Most stains can be removed us-ing the lather from warm water mixed with a small amount of neutral detergent. First, mop up any excess liquid from the textile with a white paper towel. Then remove the stain by dabbing the textile carefully with a clean, lint-free cloth dipped in the lather or a special textile cleanser. Avoid rubbing hard on the textile, as the rubbing may damage the fabric and leave marks.

LEATHER

Leather is a natural material that will patinate and become more beautiful over time if cared for correctly. Make sure to keep the leather away from direct sunlight and strong heat sources. Although all our leather is high quality, it will change colour over time if exposed to direct sunlight. Vacuum frequently, using a soft brush, and clean surfaces subjected to heavy wear, such as arm and neck rests, as required. Be careful not to scratch the leather while vacuuming or moving the furniture. Stains should be removed quickly to avoid permanent damage. Water-soluble stains are easily removed by soaking and blotting with a paper towel. Never attempt to remove stubborn stains with strong solvents or chemical products. To provide the best possible care for your leather furniture, many manufacturers offer a water-based leather care programme including a cleansing product and a protective product.

We use leather from CAMO Leathers (www.ca-mo.com). The MILLION leather types are: CAMO SIERRA and NEVADA. To maintain your leather product use a clean, undyed, lint-free cloth to apply the lather from a solution of water and a mild deter-gent or a special leather care maintenance product. Wipe the leather down when it is dry, and polish gently, using a soft cotton cloth. Avoid pressing liquid into the pores of the leather. For furniture that sees daily use, we recommend applying a protec-tive lotion two to four times annually to enhance its resistance. Do not use sharp objects, soap, dishwasher-ing liquid or solvents on the leather. Aniline-type silk leather has an untreated natural surface, and therefore you should only attempt to remove stains when strictly necessary, as regular use will add patina to the leather.

LINOLEUM

Linoleum is a delicate material made mainly of linseed oil, wood flour and resin that creates a silky matt surface. Avoid using alkaline deter-gents such as soft soap, soda, lye or scouring powder, as they deplete the linoleum.

We do not recommend using linoleum in areas where it is exposed to strong chemicals or large amounts of water. To avoid permanent stains, use coasters under damp, hot or coloured items. Use a clean cloth wrung in a mix of water and a detergent made especially for linoleum to clean the surface. Then wipe the surface immediately, using a clean, dry cloth. Stains may be re-moved with careful use of white spirit (mineral turpentine) or with a damp nano-sponge with warm water or a linoleum product.

LAMINATE

The laminate we use is partly made from melamine resin, one of the hardest synthetic materials. Laminate makes the surface resistant to scratches and general wear and tear. Avoid using abrasive products for daily cleaning of laminate. We recommend that you avoid placing tea candles or other heat sources directly on the surface. Clean the surface with a clean cloth wrung in a solution of water and a universal detergent or household ammonia. Soap residue and excess moisture should be removed immediately with a clean, dry cloth. Stains can be removed gently with a clean, damp cloth or a nano-sponge wrung in warm water with 1 part vinegar to 10 parts water. Finish by wiping the tabletop with a clean, dry cloth.

PLASTIC

Avoid placing plastic in direct sunlight, as it will fade, or close to strong heat sources that may damage the material. To clean the surface, wipe with a cloth wrung out in hot water mixed with washing-up liquid or soap flakes. It is important not to use abrasives such as scouring powder, scouring pads, steel wool, sandpaper, etc., as they will damage the finish and tend to reduce the general resistance of the plastic surface.

WOOD

Avoid placing wooden furniture in direct sunlight or close to strong heat sources, as this will cause the wood to fade and dry. Also avoid covering the wooden furniture partially with blankets or skins, as this may lead to uneven patination. Avoid placing hot or wet items directly on the wood, and remove any stains quickly before they cause permanent damage to the surface.

• **PAINTED AND STAINED WOOD (WITH HARDENING OIL)**
Wipe the wood with a clean, dry cloth. For cleaning, use a clean cloth wrung in water, a solution of water and a universal detergent, e.g. soap flakes, or a special product for painted or stained wood. Remove soap residue immediately, using a clean, dry cloth. Stains should be removed with a damp, clean cloth wrung in warm water mixed with 1 part vinegar to 10 parts water. Afterwards, wipe down the surface immediately, using a clean, dry cloth. If the surface is dull or has scratches, you may use furniture polish. We recommend that you avoid using products containing silicone because it seals the surface with a membrane that will make any later repairs or re-finishing more difficult.

• **SOAP-FINISHED WOOD**
Wipe the furniture with a dry, clean cloth. For cleaning, use a clean cloth wrung in clean water or a solution of water and a universal detergent, e.g. white-pigmented lye or a special product for soap-finished wood. Any soap residue should be removed immediately with a clean, dry cloth. Remove any stains by cleaning and scrubbing with a thick solution of soap flakes allowed to stay on the wood for no more than two minutes. Always scrub with the grain. After this treatment, remove excess soap with a damp cloth. If the grain of the wood has risen after cleaning, sand the surface gently, using fine-grit sandpaper [grit 220], always sanding with the grain.

• **OIL-FINISHED WOOD**
Wipe the furniture with a dry, clean cloth. For cleaning, use a clean cloth wrung in water or a solution of water and a universal detergent, e.g. soap flakes or a special product for oil-finished wood. Remove any soap residue immediately, using a clean, dry cloth. For more thorough cleaning, you may use white spirit (mineral turpentine) to remove some of the oil membrane. Do not apply a new coat of oil until the wood is completely dry.

POWDER-COATED STEEL AND ALUMINIUM

Steel and aluminium are characterised by strength, corrosion resistance, high durability and formability. Our steel and aluminium furniture is treated with a durable powder-coating that provides protection from surface cracks and scratches. Clean the powder-coated surface with a damp cloth wrung in a solu-tion of water and a neutral detergent or soap flakes. Remove soap residue immedi-ately, using a clean, dry cloth. Avoid using scouring cream or scouring pads, as they may scratch the surface.

STAINLESS STEEL

Steel is characterised by strength, corrosion resistance, high durability and formability and our steel products are either powder-coated or chrome-plated. Our powder coating is highly durable and provides protection from surface cracks and scratches. Our chrome quality is a chrome 2 variant that is sturdy and stainless. For daily care and maintenance, clean the legs of the furniture using a firmly wrung cloth and mild soap. Avoid using scouring cream or scouring pads, as they may scratch the surface. Stainless steel can also be cleaned using ethanol.

ANODISED ALUMINIUM

Products made in solid aluminium and subsequently anodised are highly resilient to knocks and wear. Anodising also increases resistance to corrosion and improves adhesion for paint primers and glue. For daily maintenance, clean the object using a firmly wrung cloth and mild soap. Avoid using scouring cream or scouring pads, as they may scratch the surface.

MARBLE

Marble is a natural material that is both beautiful and hard-wearing. At MILLION we work with polished and honed marble finishes. The polished finish has a glossy surface that reflects light and highlights the colour and markings of the material, while the honed finish gives the marble a smooth satiny surface with relatively little light reflection. Generally, a honed finish is preferred for floors, stair treads, thresholds, and other uses where heavy traffic will wear off the polished finish. A honed finish may also be used on furniture tops and other surfaces.

For daily maintenance and care, use coasters under drinking glasses, particularly when they contain alcohol or citrus juices. Do not place hot items right off the stove or out of the oven directly on the marble surface. Use trivets or mats under hot dishes and placemats under china, ceramics, silver or other objects that may scratch the surface.

Clean marble surfaces using a few drops of neutral cleaner, stone soap [available at hardware stores or from your stone dealer] or a mild liquid dishwashing detergent and warm water. Too much cleaner or soap may leave a film and cause streaks. Do not use products that contain lemon, vinegar or other acids on marble. Rinse the surface thoroughly after washing with the soap solution, and dry with a soft cloth. Do not use scouring powders or creams, as they may scratch the surface. Never mix chemicals together unless directions specifically instruct you to do so.



CONTACT US

For new business enquiries
or questions about our
design products.

Please contact:

Sales Office:
Phone: +45 2685 5334

KATRINE GREEN
Sales Office Manager | Project Manager | Partner
katrine-green@millioncph.com
T +45 2263 4969

JENS KAJUS
Designer | CEO | Founding Partner
jens@millioncph.com
T +45 2068 7388

CLAUS JAKOBSEN
Designer | Product Director | Founding Partner
claus@millioncph.com
T +45 2876 2605

SoMe:

www.	millioncph.com
Instagram:	million_cph
	#millioncph
Facebook:	millioncph



MILLION APS

Otto Busses Vej 7 ST.
2450 Copenhagen SV
DENMARK

MILLION reserves the right to introduce
any changes to its own models without
prior notice.

COPYRIGHT © 2022 MILLION APS
ALL RIGHTS RESERVED

MILLION APS.
Company registration number
CVR: 3691 9019

